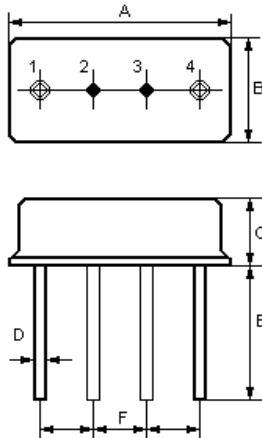


The ACTR430/430.5/F11 is a true one-port, surface-acoustic-wave (SAW) resonator in a low-profile metal F-11 case. It provides reliable, fundamental-mode, quartz frequency stabilization i.e. in transmitters or local oscillators operating at **430.500** MHz.

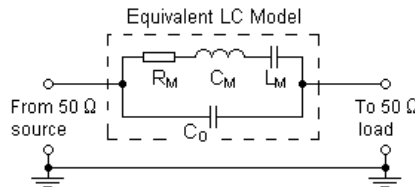
1.Package Dimension (F-11)



Pin	Configuration
1,4	Input / Output
2/3	Case Ground

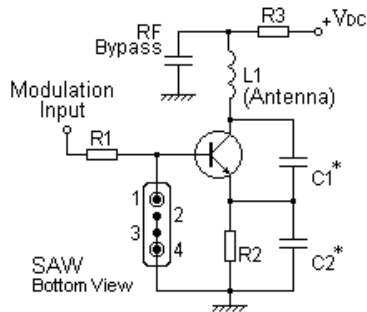
Dimension	Data (unit: mm)
A	11.0±0.3
B	4.5±0.3
C	3.2±0.3
D	0.45±0.1
E	5.0±0.5
F	2.54±0.2

3.Equivalent LC Model and Test Circuit

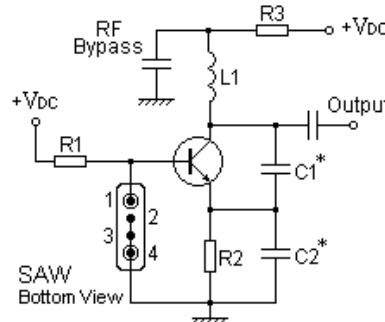


4.Typical Application Circuits

1) Low-Power Transmitter Application



2) Local Oscillator Application



In keeping with our ongoing policy of product evolution and improvement, the above specification is subject to change without notice.

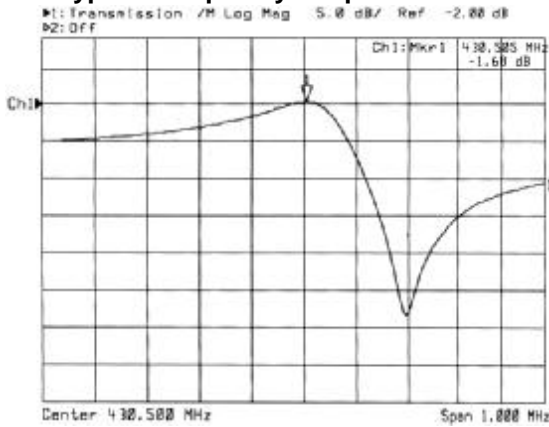
ISO9001: 2000 Registered - Registration number 6830/2

For quotations or further information please contact us at:

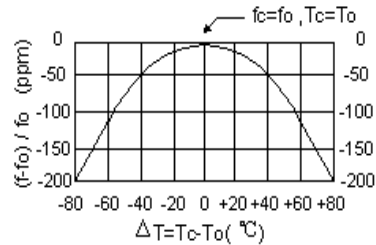
3 The Business Centre, Molly Millars Lane, Wokingham, Berks, RG41 2EY, UK

<http://www.actcrystals.com>

5. Typical Frequency Response



6. Temperature Characteristics



The curve shown above accounts for resonator contribution only and does not include oscillator temperature characteristics.

7. Performance

7-1. Maximum Ratings

Rating	Value	Units
CW RF Power Dissipation	0	dBm
DC Voltage Between Terminals	±30V	VDC
Case Temperature	-40 to +85	°C

7-2. Electronic Characteristics

Characteristic		Sym	Minimum	Typical	Maximum	Units
Centre Frequency (+25 °C)	Absolute Frequency	f_c	430.360		430.640	MHz
	Tolerance from 430.500 MHz	Δf_c		±140		kHz
Insertion Loss		IL		2.2	2.6	dB
Quality Factor	Unloaded Q	Q_U		12,000		
	50 Ω Loaded Q	Q_L		2,700		
Temperature Stability	Turnover Temperature	T_0	25		55	°C
	Turnover Frequency	f_0		f_c		kHz
	Frequency Temperature Coefficient	FTC		0.032		ppm/°C ²
Frequency Aging	Absolute Value during the First Year	$ f_a $		≤10		ppm/yr
DC Insulation Resistance Between Any Two Pins			1.0			MΩ
RF Equivalent RLC Model	Motional Resistance	R_M		29	35	Ω
	Motional Inductance	L_M		128.8311		μH
	Motional Capacitance	C_M		1.0620		fF
	Pin 1 to Pin 4 Static Capacitance	C_0	1.1	1.4	1.7	pF

In keeping with our ongoing policy of product evolution and improvement, the above specification is subject to change without notice.

ISO9001: 2000 Registered - Registration number 6830/2

For quotations or further information please contact us at:

3 The Business Centre, Molly Millars Lane, Wokingham, Berks, RG41 2EY, UK

<http://www.actcrystals.com>



Tel : +44 118 979 1238
Fax : +44 118 979 1283
Email: info@actcrystals.com

i CAUTION: Electrostatic Sensitive Device. Observe precautions for handling!

1. The centre frequency, f_c , is measured at the minimum IL point with the resonator in the 50 Ω test system.
2. Unless noted otherwise, case temperature $T_C = +25^\circ\text{C} \pm 2^\circ\text{C}$.
3. Frequency aging is the change in f_c with time and is specified at $+65^\circ\text{C}$ or less. Aging may exceed the specification for prolonged temperatures above $+65^\circ\text{C}$. Typically, aging is greatest the first year after manufacture, decreasing in subsequent years.
4. Turnover temperature, T_0 , is the temperature of maximum (or turnover) frequency, f_0 . The nominal frequency at any case temperature, T_C , may be calculated from: $f = f_0 [1 - FTC (T_0 - T_C)^2]$.
5. This equivalent RLC model approximates resonator performance near the resonant frequency and is provided for reference only. The capacitance C_0 is the measured static (non-motional) capacitance between Pin1 and Pin4. The measurement includes case parasitic capacitance.
6. Derived mathematically from one or more of the following directly measured parameters: f_c , IL, 3 dB bandwidth, f_c versus T_C , and C_0 .
7. The specifications of this device are based on the test circuit shown above and subject to change or obsolescence without notice.
8. Typically, equipment utilizing this device requires emissions testing and government approval, which is the responsibility of the equipment manufacturer.
9. Our liability is only assumed for the Surface Acoustic Wave (SAW) component(s) per se, not for applications, processes and circuits implemented within components or assemblies.

In keeping with our ongoing policy of product evolution and improvement, the above specification is subject to change without notice.

ISO9001: 2000 Registered - Registration number 6830/2

For quotations or further information please contact us at:

3 The Business Centre, Molly Millars Lane, Wokingham, Berks, RG41 2EY, UK

<http://www.actcrystals.com>

Issue : 1 C1

Date : SEPT 04